aidoc

AIDOC'S FULL BRAIN AI SOLUTION



A meaningful leap forward in clinical AI technology, Aidoc's Full Brain Solution sets a new standard for patient care. A single platform – the aiOS™ – powers AI solutions on a large scale to:

- Optimize clinical workflows
- Streamline operations
- Coordinate triaged care
- Maximize opportunities for interventions and medical therapy
- Improve patient outcomes

Trusted by leading healthcare institutions including Mercy Health, Cedars-Sinai Medical Center, Northwell Health and Ochsner Health, Aidoc provides comprehensive, full-brain AI capabilities that help expedite life-saving care.

Comprehensive Clinical Modules

Aidoc's clinical algorithms cover:

- Vertebral compression fractures
- All vessel occlusions (anterior and posterior, including LVO and MeVO)
- CT perfusion
- Brain aneurysms
- Intracranial hemorrhage
- C-spine fractures

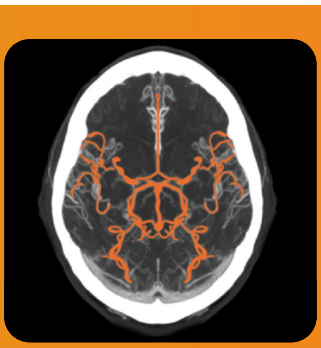

Aidoc

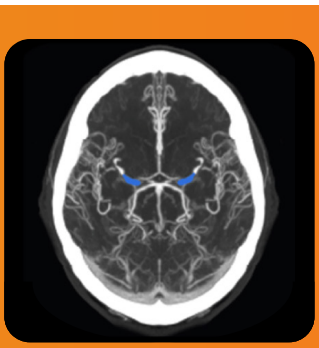

Other AI

Aidoc is the only healthcare AI company with FDA clearance to flag both large and medium vessel occlusions in the anterior and posterior circulation. That means more patients have a better chance of being routed for appropriate treatment faster.

AI Orchestration

Because Aidoc's algorithms are powered by the proprietary aiOS™ platform, they're free from the limitations of protocol*. That means AI can intelligently identify anatomy on a facility's imaging and automatically run every relevant algorithm.

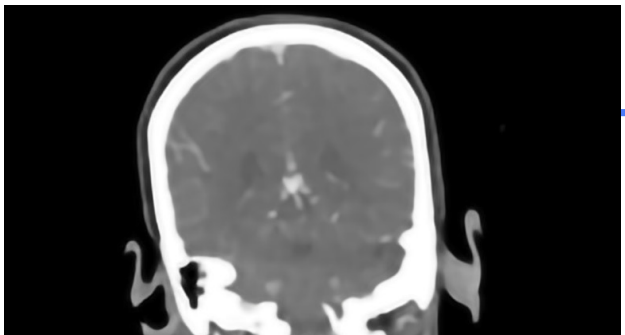

aiOS™ automatically deploys all appropriate algorithms

Intracranial Hemorrhage

ICH

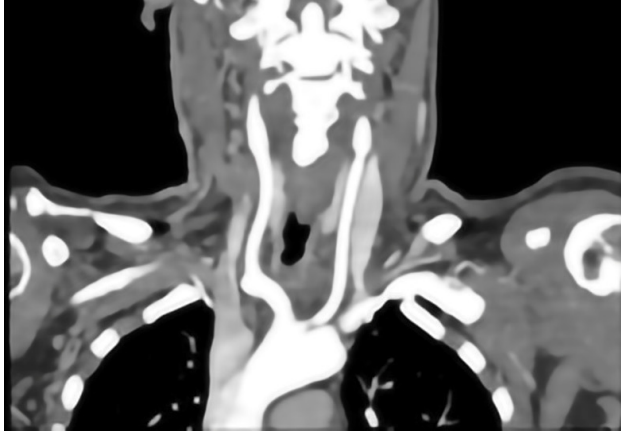

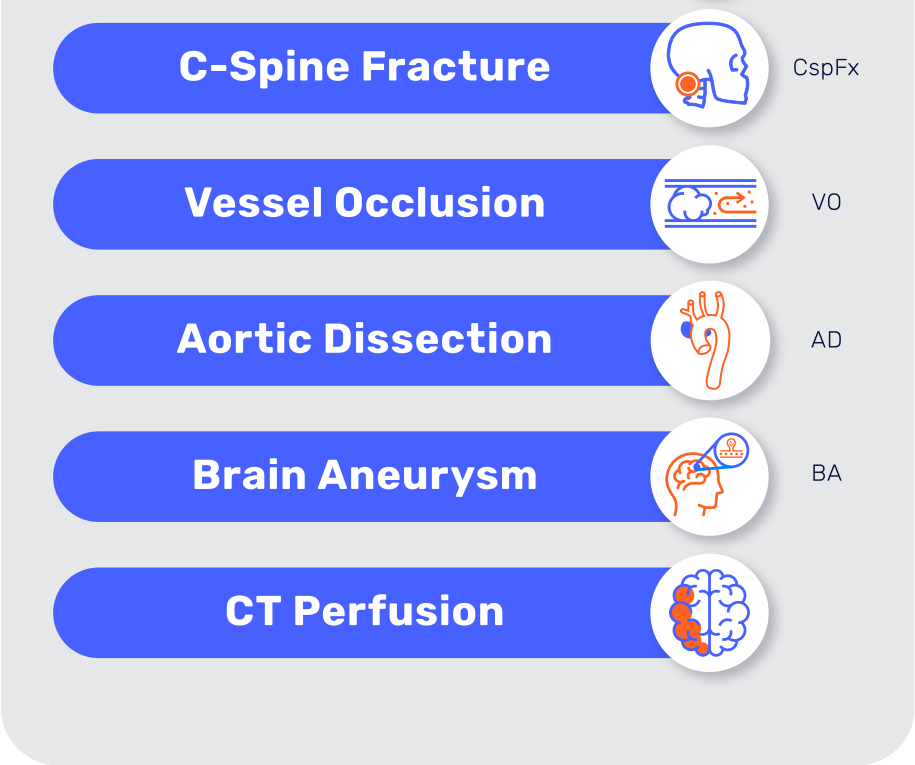

- C-Spine Fracture — CspFx
- Vessel Occlusion — VO
- Aortic Dissection — AD
- Brain Aneurysm — BA
- CT Perfusion

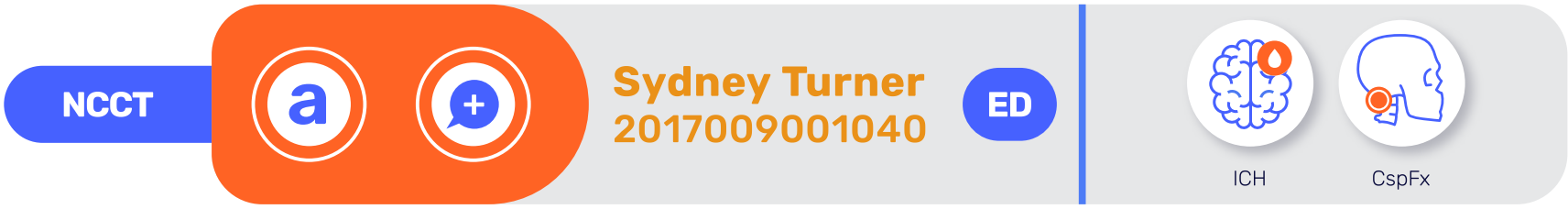

NCCT

Sydney Turner
2017009001040

ED

ICH
CspFx

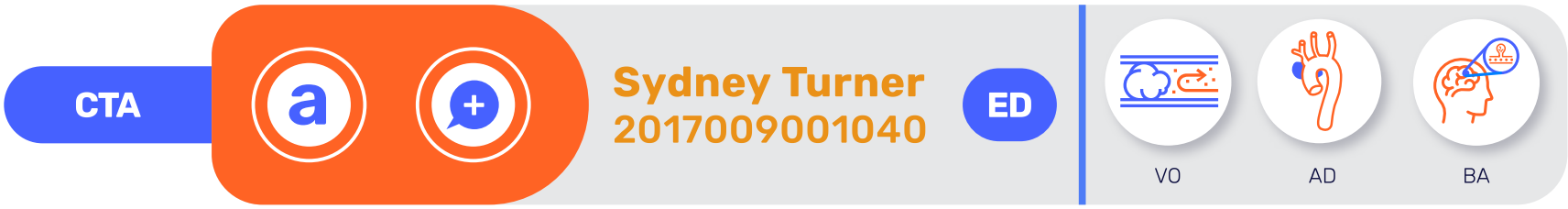

CTA

Sydney Turner
2017009001040

ED

VO
AD
BA

Going beyond the expected, Aidoc's neuro solutions will flag unexpected findings to help:

Triage patients with acute conditions

Examine a wider range of vessel anatomy, including medium vessels and the basilar artery

Increase your opportunity for appropriate treatment

**Protocol may vary in accordance with algorithm Indications for Use.*

Dynamic Integration of EHR Clinical Data

The aiOS™ platform consolidates critical information into a mobile app, enabling specialty teams to access patient data in one streamlined place.

The mobile application dynamically integrates:

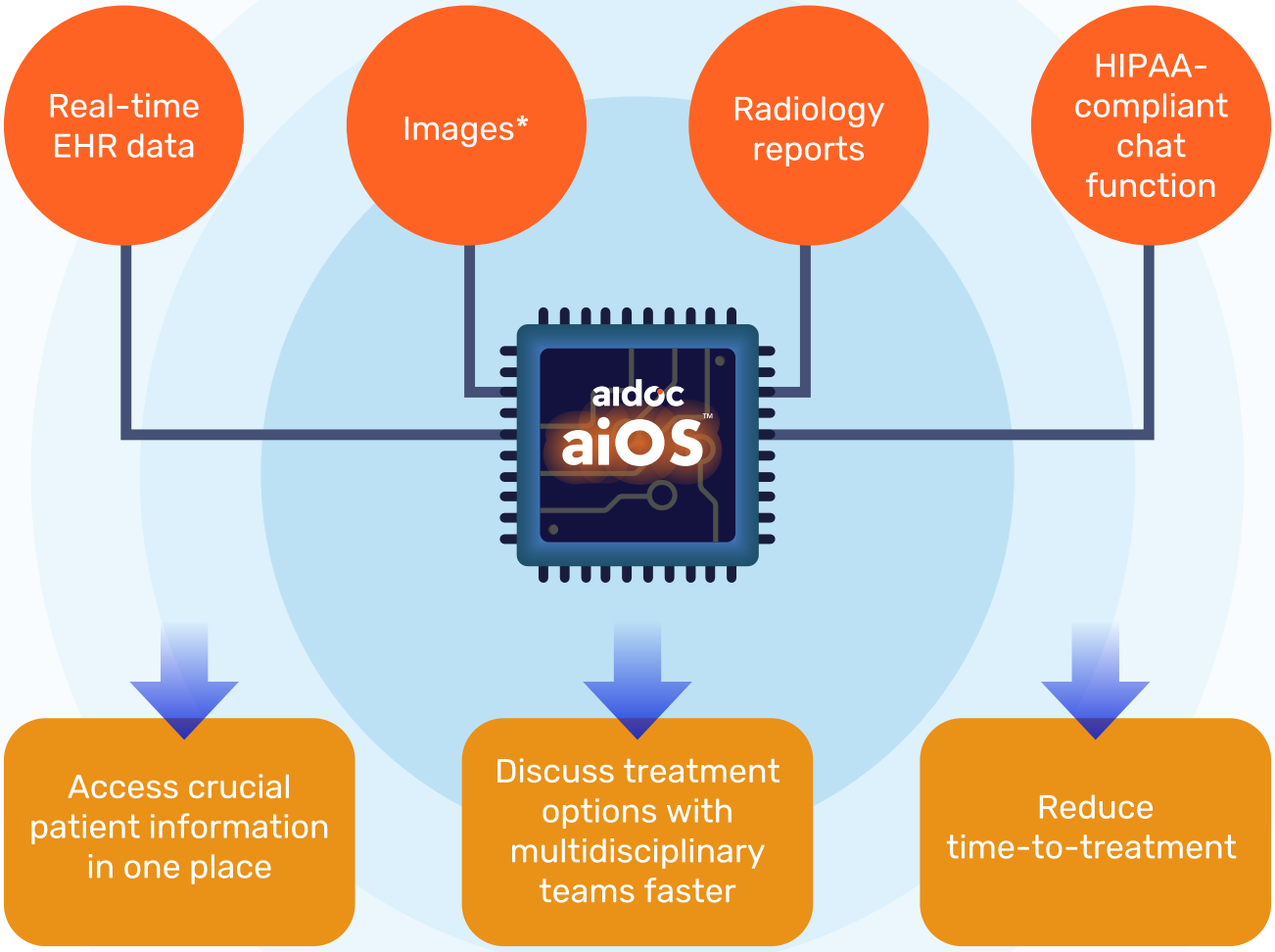

Real-time EHR data

Images*

Radiology reports

HIPAA-compliant chat function

Access crucial patient information in one place

Discuss treatment options with multidisciplinary teams faster

Reduce time-to-treatment

**Images are displayed in a non-diagnostic viewer within the mobile app.*

Streamlined Care Activation and Coordination

When acute conditions are surfaced, teams need to move fast. As soon as an algorithm flags a suspected finding, the aiOS™ automatically alerts relevant care teams via the mobile app so they can begin treatment.

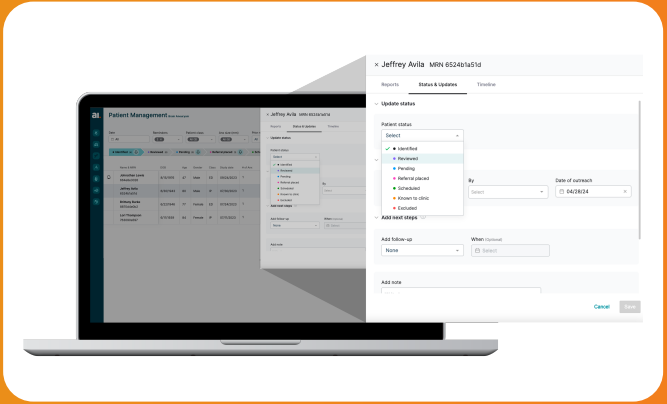

Jeffrey Avila MRN 6524b1a51d

Patient status: Select

Date of outreach: 04/28/24

Add follow-up: None

Follow-Up Management

Although sub-acute findings don't require immediate treatment, they still require monitoring. The dashboard automatically surfaces patients requiring follow-up for conditions like brain aneurysms to improve long-term care and clinic volume retention.

Dedicated Support

Aidoc maintains ongoing partnerships with the facilities that use its solutions to ensure sustained value. The Aidoc Customer Success team assists with adoption, workflow optimization and performance metrics to maximize benefits from kick-off to go-live and beyond.

> "With Aidoc's Full Brain Solution, we can now broaden these advancements to benefit a significantly larger patient population, leading to improved care and ultimately better patient outcomes."

Brian Mason, MD
Senior NeuroEndovascular Surgeon and
Associate Professor at Carle Foundation Hospital